



The Bravery Bead Program

Children and teens go through many tests and procedures during cancer treatment. The Bravery Bead Program is a way to help children and their families cope through their treatment.



By taking part in the program, your child can create a unique necklace of beads. Each bead represents a different part of his or her treatment. As beads are added, the necklace shows the story of your child's hospital experience.

Most families find their child's necklace deeply meaningful.


What are the benefits?

Bravery beads help your child:	Bravery beads help you and your family:
<ul style="list-style-type: none"> ✓ Understand that their treatment is a journey. ✓ Remember what they have been through. ✓ Stay positive and recognize their strengths. ✓ Talk about their treatment. Beads help them tell their story to family, friends and classmates. 	<ul style="list-style-type: none"> ✓ Understand the treatment and procedures that are part of your child's care. ✓ Recognize your child's strengths and successes. ✓ Talk about your child's treatment. Beads ease the stress of explaining your child's progress. ✓ Reflect upon what your child and family has gone through, yet stay positive.

How does the Bravery Bead Program work?

All children and teens being treated for blood disorders or cancer are eligible to take part in the program.

Child Life Services coordinates the program. A Child Life Specialist will meet with you and your child to explain the program. You can decide whether or not your child will take part.

	<p>We encourage families to join the program at the start of treatment so their children can collect all the beads during their treatment journey.</p> <p>If families join later, or stop the program for a long time, we are unable to provide beads for past treatments and procedures.</p>
---	---

If your child takes part, we will start by giving your child a string and beads that spell out his or her first name.

Then, after each treatment, procedure, event or activity, your child will collect the corresponding bead to add to his or her necklace.




"I had steroid therapy"



"I stayed at the hospital for 30 days"

Families are responsible for keeping track and collecting beads as their child goes through treatment.





































We also ask that families follow these safety measures:

	<ul style="list-style-type: none"> • We recommend that parents collect beads and wear the necklace for children under 3 years old. • Necklaces should be worn with proper supervision to avoid choking or strangulation. • Beads should not be worn while children are sleeping, or sedated.
---	---

Safety First!

What beads are available?

There are many types of beads. Each one represents a different test, treatment, procedure or event.

	Dark Blue: Inpatient Admission		Salmon: Molds (Radiation Treatment)		3 Faces: Steroids
	Maroon: Pokes/Access		Glow: Radiation (Radiation Treatment)		Gone Fishing: LOA
	Purple: Bone Marrow		Black: CT Simulator (Radiation Treatment)		Home Bead: Extended Stay (>30)
	Yellow: Lumbar Punctures		Heart: Echo		Balloons: Birthday in Hospital
	Pink: Surgery		Small Star: Hospital School		Barrell Brown: Hair loss/Thinning
	Green: Chemotherapy		Ceramic Flower: Tube insertion (NG, g-tube, Catheter)		Long Bone: Transplant
	Red: Transfusion		Yin Yang: PICU Admission		Rainbow: End of Treatment
	Orange: Tests/Scans		Green Face: Vomit		Help a Child Smile Sponsor bead
	Light Blue: Leg Needles		Teddy Bear: Operating Room		Family: Eva's Voice of Angels
	White: Dressing Changes		Lightening Bolt: Emergency		A B C Letters
	Cream: TPN		Bee: 6MP		1 2 3 Numbers
	Brown: GCSF				
	Fuchsia: Physiotherapy/OT				
	Lime Green: Sedation				

Where are the beads available?

- All beads are available in inpatient and outpatient areas (3Y and 3F).
- Select beads are available in the PICU, Core Lab, Operating Room and the Juravinski Cancer Centre.

**We invite you to join the Bravery Bead Program
when your child starts treatment**



Your child's necklace will be unique.
It will tell the story of your child's journey through treatment.

**If you have any questions about the Bravery Bead Program,
please speak with a Child Life Specialist.**

**Donations to the McMaster Children's Hospital Bravery Bead Program
can be directed to:**

Bravery Bead – Pediatric Oncology Fund # 1077
McMaster Children's Hospital
c/o Child Life Ward 3B
1200 Main Street West
Hamilton, ON
L8N 3Z5