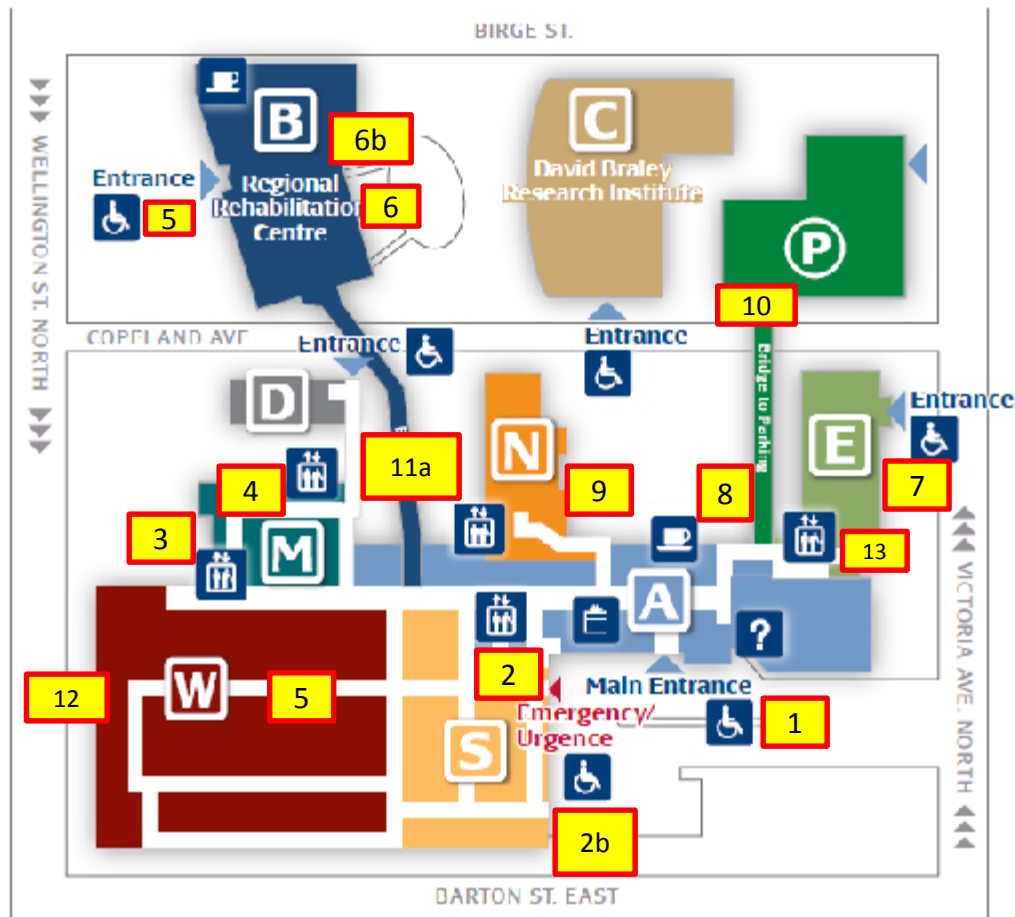


Hamilton General Hospital



LEVEL 2

Legend

- Elevator
- Information
- Gift Shop
- Coffee Shop
- Wheelchair Accessible
- Parking

General Site Covid 19 Controlled Access/Screening Plan	
Door Location	Access Recommendations
(1) Main Front Entrance	Screening Patients and Visitors
(2a) 24 hour Entrance	Closed – Re-opened Between 20:00 – 10:00 Hrs. with Remote Access Screening
(2b) Ambulance Entrance	EMS Only (Card Access)
(3) Shipping & Receiving Door	Contractor Access (Card Access)
(4) McMaster Wing Entrance	Staff Access Card Access Only
(5) Main entrance to RRC	Screening Patients and Visitors
(6 and 6B) Back entrance to RRC	Rear Sliders Locked. 6B Staff Entrance Into Elevator Vestibule.
(7) East Wing entrance to Neuro Amb Center (NAC)	Closed
(8) East Wing entrance under pedestrian bridge	Closed
(9) Marketplace Patio entrance	Closed
(10) Level F Parking Ramp Bridge entrance to Hospital	Screening location for Staff and Visitors. After 8pm Remote Screening Using a Phone
(11a and 11B) Main Level RRC Catwalk-Hospital side	Remain Accessible
(12) Wellington St. Entrance	Closed
(13) David Braley	Card Only for Staff 24/7

Juravinski Hospital and Juravinski Cancer Centre



LEVEL 1

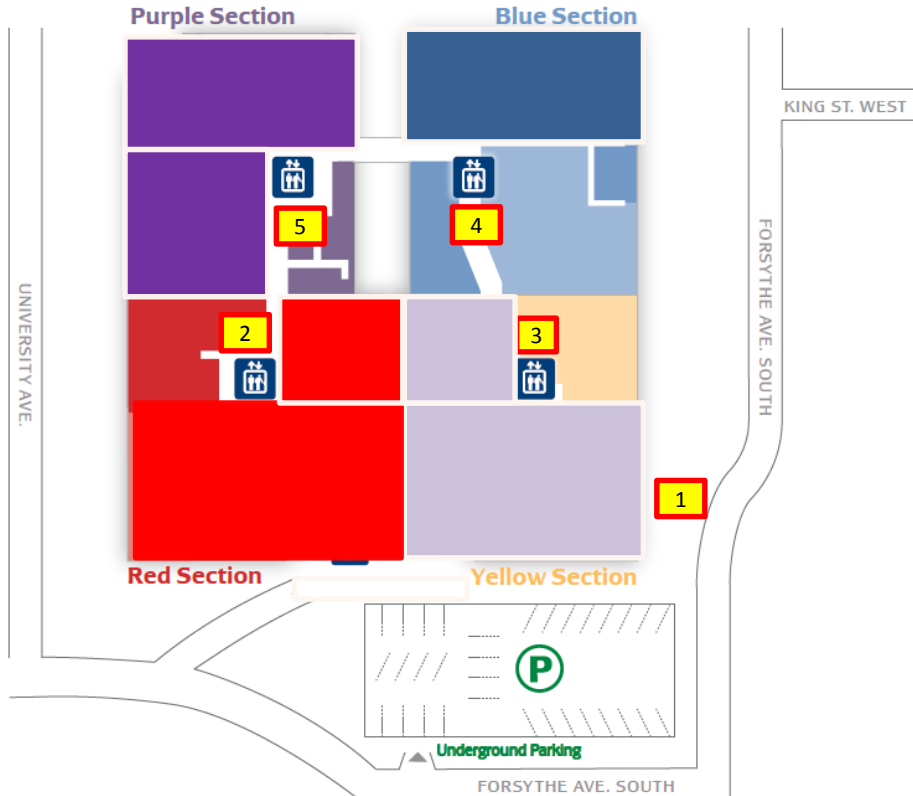
Legend

- Elevator
- Information
- Gift Shop
- Atrium Café
- Wheelchair Accessible
- Parking

Juravinski Site Covid 19 Controlled Access/Screening Plan	
Door Location	Access Recommendation
(1) Emergency Entrance	Patient Screening
(2) Main Entrance	Visitor screening
(3) G Wing Staff Entrance	Staff entrance
(4) Atrium Entrances	Closed
(5) JCC Main Entrance	Screening Patients and Visitors
(6) JCC Receiving	Closed - Suspected cases of Covid 19 JCC Patients only
(7) JCC Poplar Parking Entrance	Closed
(8) JCC East Entrance	Closed
(9)-(11) JCC North/West Entrances	Closed
(12) M Wing South Entrance	Deliveries and Contractors
(13) M Wing North Entrance	Closed
(14 and 15) Lakeview Lodge Entrances	Closed
(16 and 17) Receiving	Receiving Open during the day
(19) EMS Entrance	EMS Only
(18) BAC	Closed

McMaster Children's Hospital - Level 1

McMaster University Medical Centre



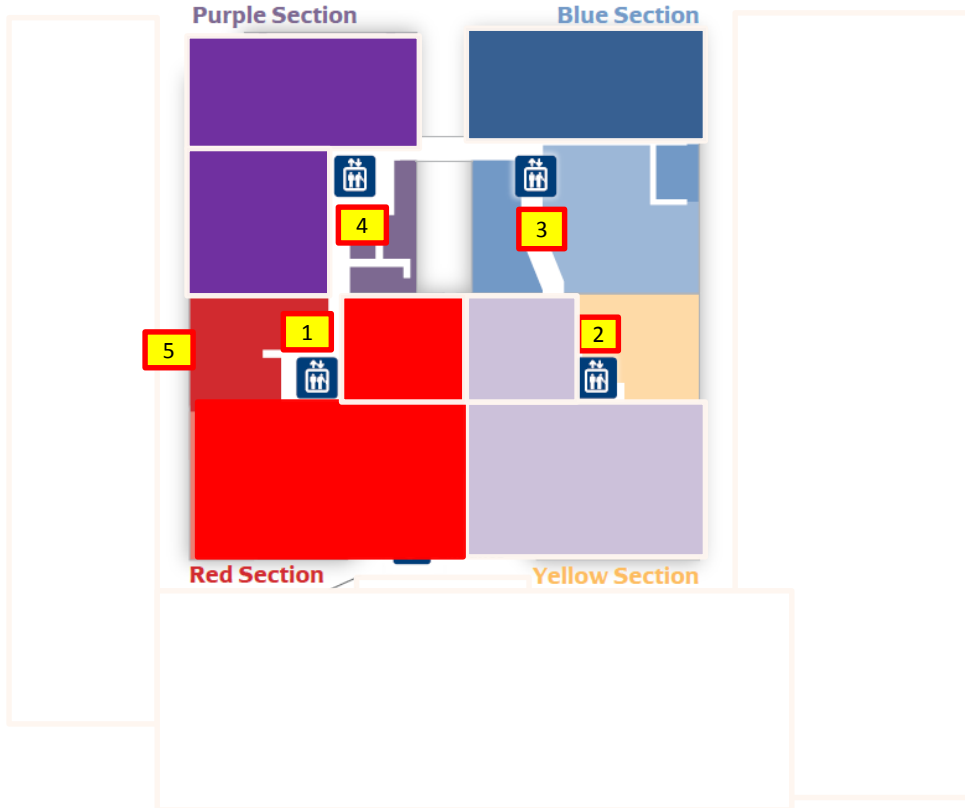
McMaster Hospital Level 1 – Covid 19 Controlled Access/Screening Plan	
Door Location	Access Recommendation
(1) East Entrance	Contractor Entrance
(2) Red Elevators	Staff and Contractors
(3) Yellow Elevators	Visitors
(4) Blue Elevators	No Access To Parking Level
(5) Purple Elevators	No Access To Parking Level
All Other Entrances Closed	

McMaster Children's Hospital - Main Level 2 McMaster University Medical Centre



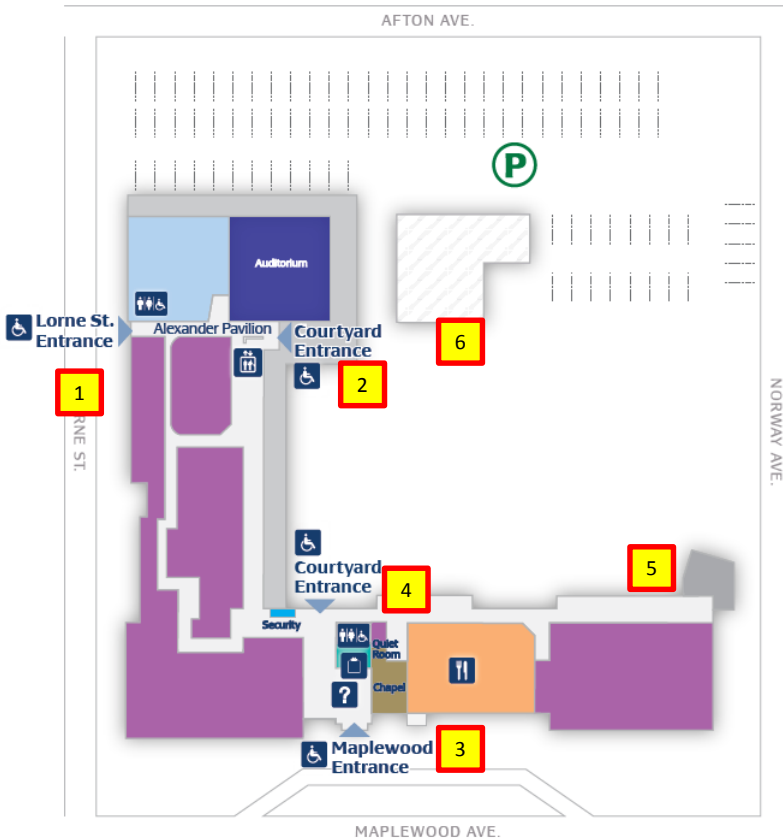
McMaster Hospital Main Level 2 – Covid 19 Controlled Access/Screening Plan	
Door Location	Access Recommendation
(1) Main Entrance	Visitor Screening
(2) Children's Emergency Entrance	Patient Screening
(3) Ewart Angus Entrance	Closed
(4) Red Elevators	Staff and Contractor
(5) Yellow Elevators	Visitors
(6) Blue Elevators	No Access To Parking Level
(7) Purple Elevators	No Access To Parking Level
All Other Entrances Closed	

McMaster Children's Hospital - Underground Parking McMaster University Medical Centre



McMaster Hospital Underground Parking – Covid 19 Controlled Access/Screening Plan	
Door Location	Access Recommendation
(1) Red Elevators	Staff Entrance/Elevator
(2) Yellow Elevators	Visitor Entrance/Elevators
(3) Blue Elevators	No Access To Underground Parking Level
(4) Purple Elevators	No Access To Underground Parking Level
(5) Stairwell 42	Staff Access Underground
All Other Entrances Closed	

St. Peter's Hospital

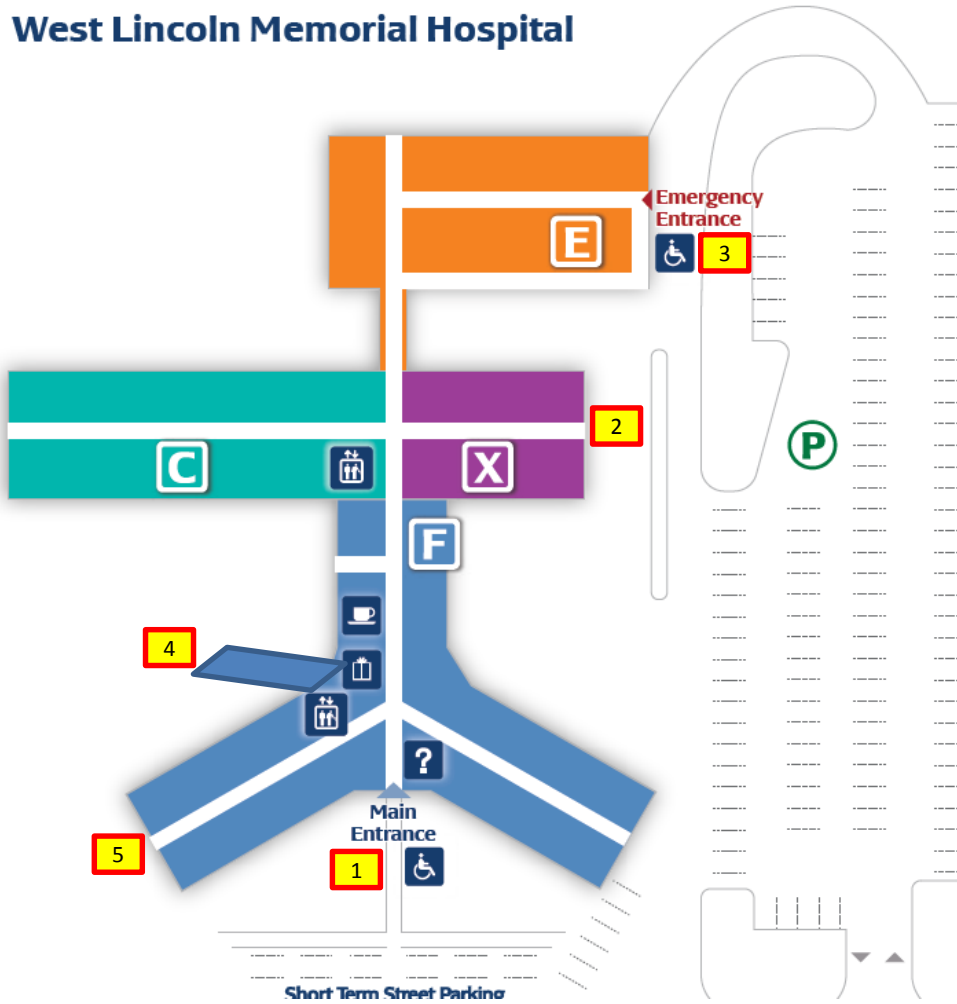


St. Peter's Site Covid 19 Controlled Access/Screening Plan	
Door Location	Access Recommendations
(1) Lorne Entrance	Closed
(2) Courtyard Auditorium Entrance	Staff Entrance (Card Only)
(3) Main Entrance	Closed
(4) Main South Lobby Entrance (Next to Security desk)	Screening Visitors and Patients
(5) Receiving	Card Access and Controlled via Security Control Centre
(6) Powerhouse	Facilities Staff Only

Legend

- Elevator
- Information
- Gift Shop
- Cafeteria
- Public Washrooms
- Wheelchair Accessible
- Parking

West Lincoln Memorial Hospital



West Lincoln Memorial Hospital – Covid 19 Controlled Access/Screening Plan	
Door Location	Access Recommendation
(1) Main Entrance	Visitor Screening
(2) East Entrance	Staff and Contractor
(3) Emergency Entrance	Patient Screening
(4) West Side Entrance	Closed
(5) A Wing Entrance	Closed
All Other Entrances Closed	